


# ophelis docks



# Welcome to the new office generation

Linked, mobile, informal: The working environment is in the midst of a radical transformation process. As part of the New Work Order study for ophelis, the Trendbüro consultancy in Hamburg has formulated the main trends that will influence tomorrow's working environment. This change in the working environment is already noticeable and will continue to gather pace. It affects areas of all kinds, including our forms of communication, leadership styles and new working models adapted to the various stages of life.

*“The current transition from an industrial to a network economy requires nothing less from businesses than a complete reorganisation,” says Birgit Gebhardt, trend expert.*

ophelis has studied this transformation process in depth and sought answers to the spatial challenges by exploring new working structures. One answer is ophelis docks. docks represents the new office generation: designed as a modular furniture system, it creates new zones in the office which combine work, communications and space for contemplation and make the working environment more attractive.

04 – 05 ophelis docks makes way for the future  
06 – 17 ophelis docks in the workplace  
18 – 39 ophelis docks as islands in the office  
40 – 57 ophelis docks in other zones  
58 – 61 The ophelis docks system modules  
62 – 63 Details

# ophelis docks makes way for the future

**docks** creates connections and transitions

**docks** provides an interface and a meeting point

**docks** offers a place of retreat

for concentration and relaxation

**docks** is a communal furniture concept

**docks** creates islands in the office

ophelis docks is designed as a modular furniture system which can be combined in different ways to create a variety of islands in the office. It is communal furniture which provides a perfect environment for teamwork but can also be arranged to provide a personal reference point within an open space layout. The modules can be put together in such a way as to provide privacy in terms of sight and sound or designed as open-plan meeting areas.

Designers Till Grosch and Björn Meier believe ophelis docks is the answer not only to the functional but also to the emotional changes which the office is currently undergoing – increasingly, the office is not just a place of work, but also a living environment. ophelis docks is designed to support well-being in the office. docks is a modular system which creates connections and transitions. docks is a place of retreat as well as a meeting point; it supports the office community and provides space for individuals.

The individual docks elements are designed to match the dimensions of ophelis furniture ranges, so that storage space and all other components from classic work station zones can be seamlessly connected and integrated. Used as a transition and connection element between various zones in the office, ophelis docks allows for a change of scene, produces synergy effects, promotes internal communications and enhances the feeling of well-being in the workplace.

Thanks to its modularity, ophelis docks offers a great deal of scope for individual, customer-specific designs. The basis is a square measuring 90 cm x 90 cm. ophelis docks can be incorporated into all office layouts to form islands in increments of 15 centimetres wide and linked to create linear, L-, T- or cross shaped units. The ophelis docks portfolio comprises a variety of upholstered modules with or without partitioning, boards and tables in lounge, sitting or standing height which can be arranged to create a variety of layouts. The „Bricks“ system components deliver additional benefits. Matching add-ons, such as lights and storage, which are incorporated into the system using add-on panels, complete the ophelis docks range.

ophelis docks represents a new type of attractive interior design providing a common space for working and living. The system offers a wide variety of options, can be freely configured and equipped with electrical power, whilst its autonomous design style promotes a holistic product approach.

With docks, ophelis is responding to the transformation of the traditional office workplace into multi-functional communal areas used flexibly by cross-disciplinary teams.

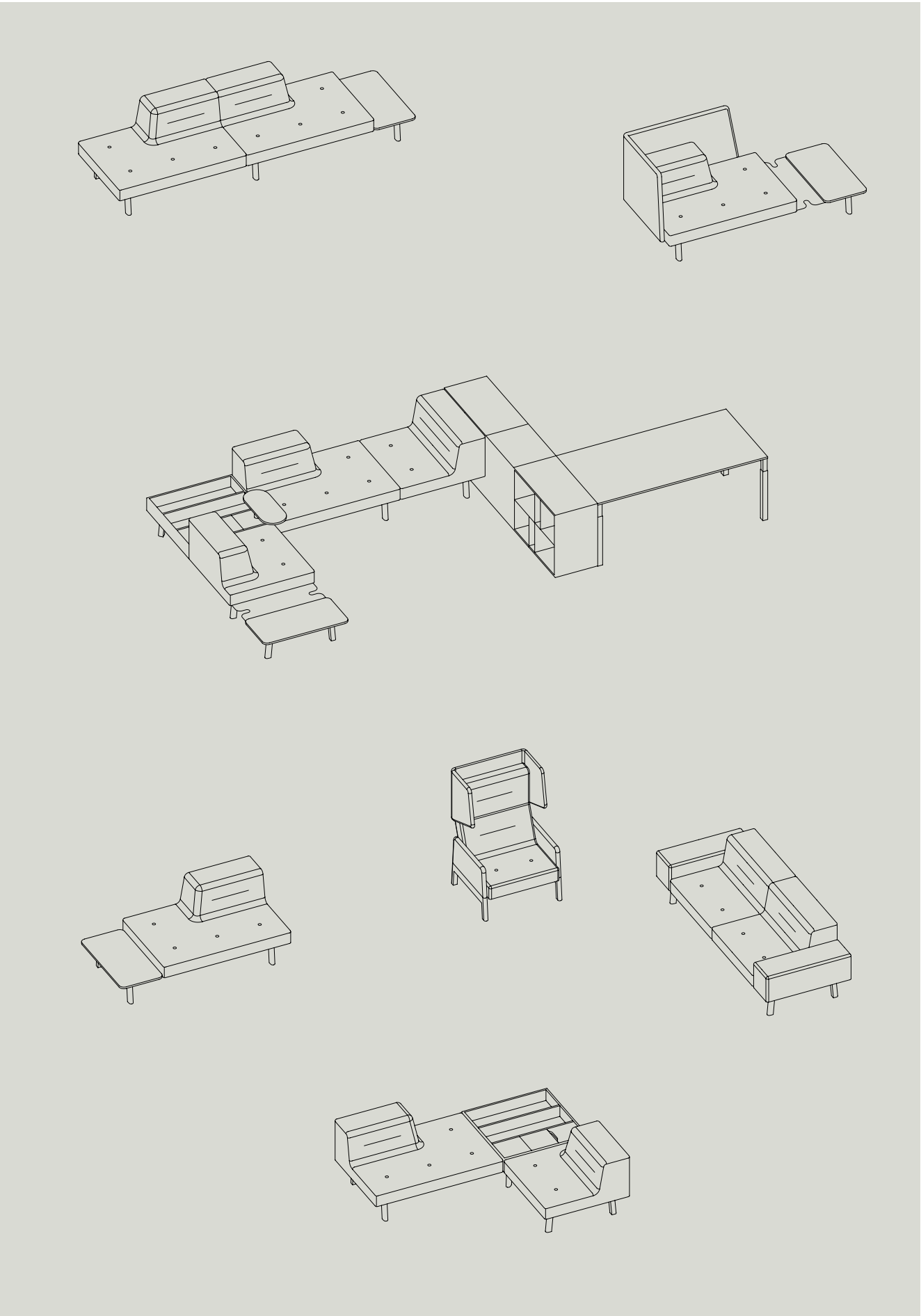
*„The quality and the range of information exchange are the key to effective working. We believe that office furniture should facilitate flexible, decentralised communication. It should support both the informal office chats and spontaneous work-related discussions,“* say the designers, Till Grosch and Björn Meier.

# ophelis docks in the workplace

Checking emails, contemplating, discussing, making phone calls – you don't always need to be at your desk to do this things. With the corresponding ophelis docks modules, separate areas for inspirational work, for discussions or reading can be linked directly to the work-place.

Nine upholstered modules form the basis of all seating configurations. Extremely comfortable seating, an extensive range of high-quality coverings and variable layouts offer virtually infinite design options. The system can be further enhanced by adding "Bricks" which can also act as an e-box to provide power for plug-and-work convenience, as well as plant containers, laptables for added comfort and convenience when working at lounge level and containers. Boards and add-on panels complete the system.

ophelis docks deliberately sets itself apart from the traditional desk-based office workplace, both by virtue of its unique style and through its materials; furthermore, its design and the compatibility of its dimensions make it ideal for creating combinations.























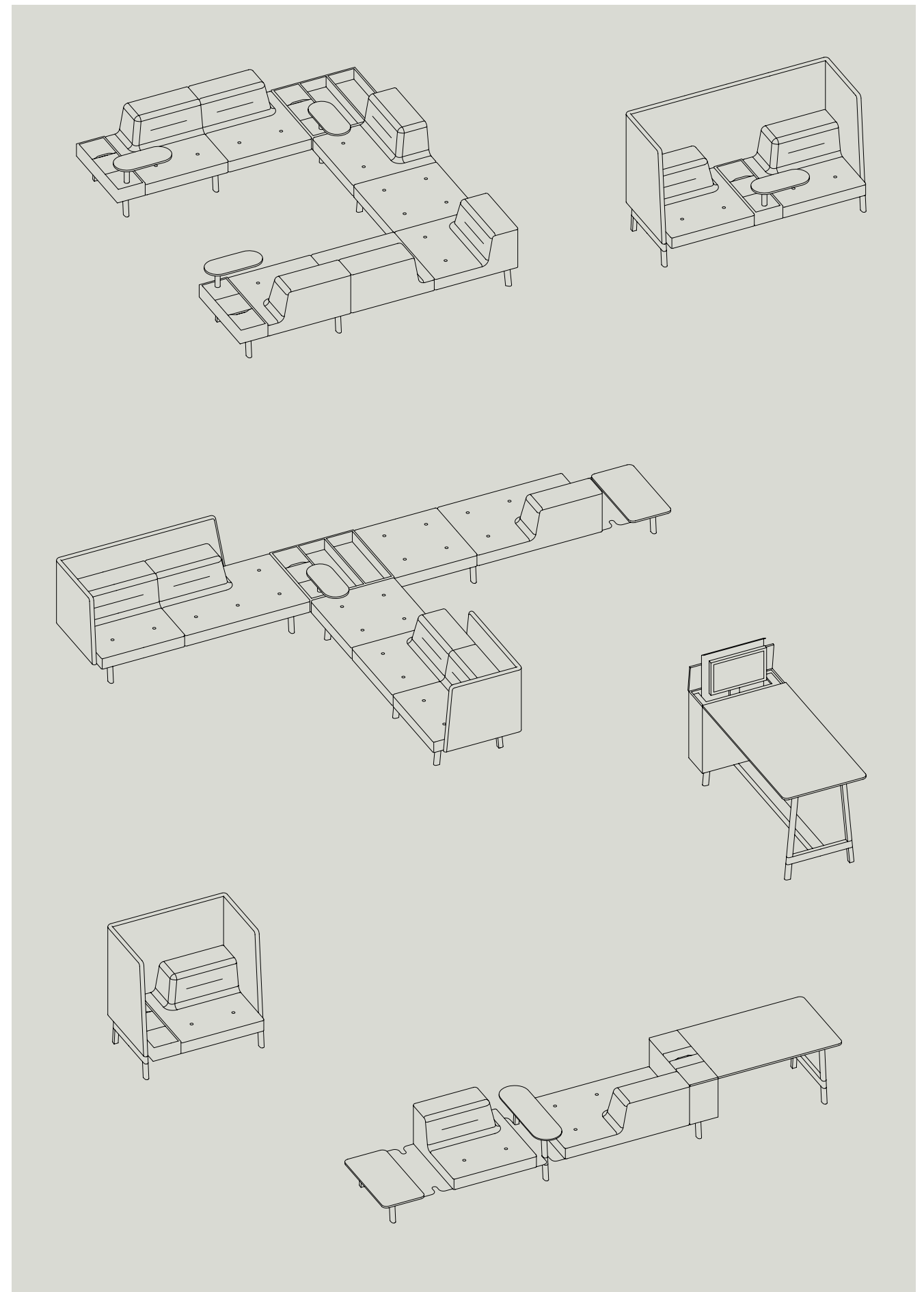
# Islands in the office

19

Office work is increasingly being carried out in open-plan or group areas. There is a growing need for communication within increasingly cross-disciplinary teams. Creative teamwork, different approaches to work, a place to be alone, brief discussions and the promotion of informal communication are requirements which must be met through modern spatial designs. ophelis docks enable islands to be created in the office in order to structure open space and vary its use.

ophelis docks is a haven of peace, a place of retreat, a meeting place and a multi-media communications point all rolled into one. The modules can be configured to create a variety of layouts. Sofas and single chairs complete the system. Partitions provide privacy in terms of sound and sight. At the same time, this protected space provides enough room for relaxed discussions. docks can always be equipped with electric power – providing a discrete working area which can always be equipped with the right technology.

With seating elements facing both ways, boards and integrated lighting in add-on panels, docks becomes the main meeting point in the office. Tables with e-box create meeting islands or additional temporary workstations.



































ophelis docks linear configuration with seating table, series Z workstation system, third level syntax, series S sliding door cabinet, accessible from both sides



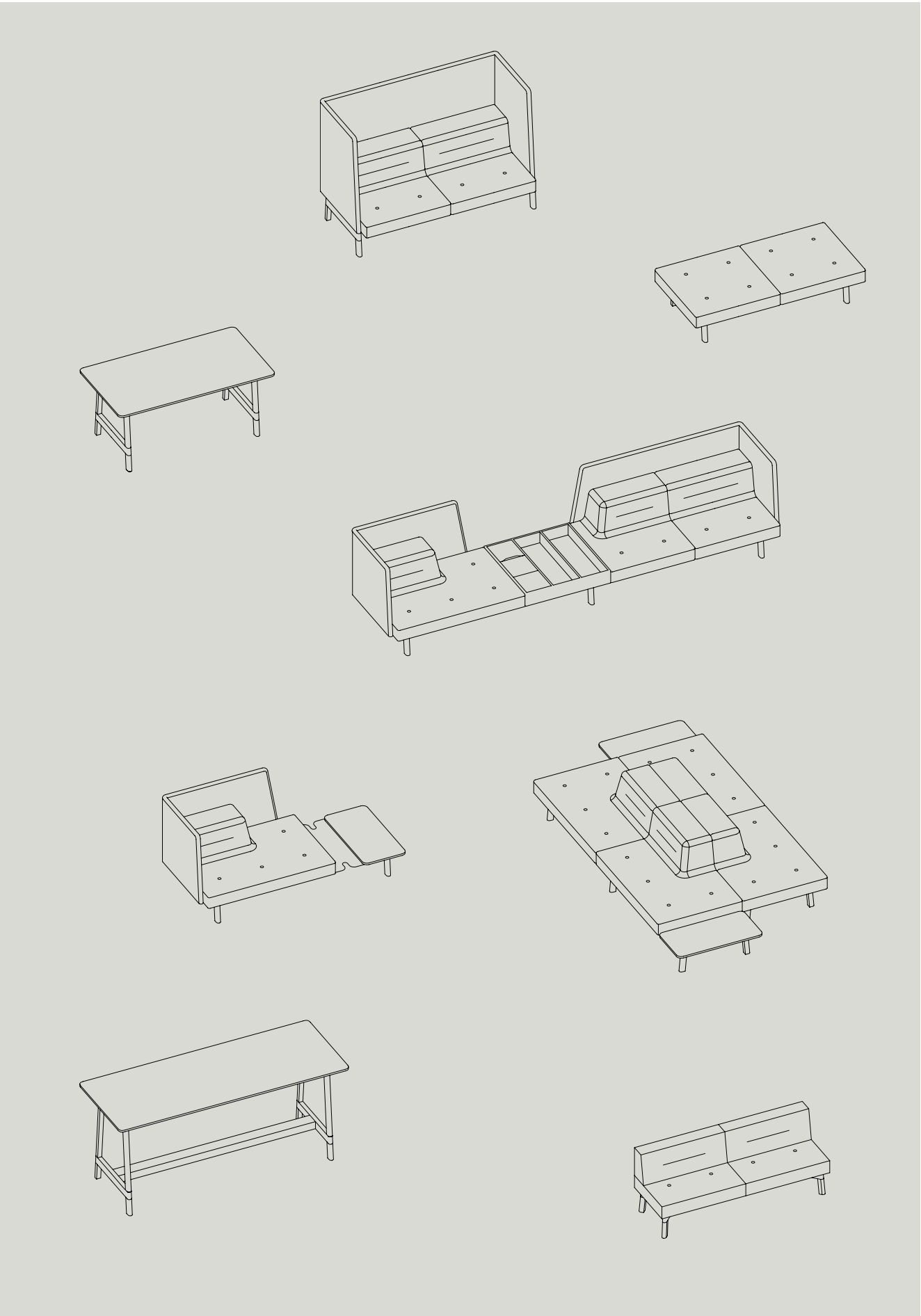


# Other zones

Reception, lounge, meeting point or place of retreat: ophelis docks provides virtually unlimited freedom of design for a wide variety of places.

The upholstered modules can be arranged in almost any desired configuration, partitions provide privacy and the wide range of coverings makes individual combinations possible. With the addition of elements with a depth of 60 mm, ophelis docks enables the ideal solution to be found even when space is at a premium

The leg frames and add-on panels are available in a choice of black or white. In addition, the chrome effect premium versions expand the range of options. The wooden materials enhanced by veneers and a variety of lacquer colours underscore the high quality of the entire range. This enables ophelis docks to provide maximum scope for individual corporate designs.





























docks is a truly modular system with a wide variety of options for individual design. The basis is a square measuring 90 cm x 90 cm. ophelis docks can be incorporated into all office layouts in increments of 15 centimetres wide and linked together to create linear, L-, T- or cross shaped units. The ophelis docks modular system comprises a variety of upholstered modules with or without partitioning, boards and tables in lounge, sitting or standing height which can be arranged to create a variety of layouts. The „Bricks“ system components deliver additional benefits.

As a supporting structure, the leg frames accommodate the various docks modules. The continuous beam always incorporates a cable channel; Power and data are supplied to the user level by a variety of modules.

# The ophelis docks modules

## **Upholstered elements**

Nine 90 cm deep upholstered modules and two 60 cm deep modules form the basis for all seating and lounge configurations. Extremely comfortable seating in two different heights (40 cm at lounge level and 45 cm for seating at a table), an extensive range of high-quality coverings and variable layouts offer virtually infinite design options.

## **Partitions**

Places of retreat and privacy are provided by U-shaped and L-shaped partitions which can be added to the upholstered furniture.

## **Bricks**

As functional components, the bricks modules complete the system and can also serve as a container with or without a plant container, as an e-box for cable routing to the user level or combined with a laptable for convenience when working at lounge height.

## **Board, add-on panel and add-ons**

The docks modular system is completed by boards and the add-on panel which enables matching add-ons such as lights and side tables to be incorporated into the system.

## **Tables**

Tables at both standing and sitting height form part of the docks system. The box provides additional storage space, can be used to decorate the office with indoor plants in a plant container, supplies power and data to the table or enables (retractable) media technology to be integrated.

## **Fixed types**


The system is complemented by free-standing elements such as armchairs, high-back chairs, wing chairs, stools and laptables floor. This enables specific features to be accentuated and flexible seating, communication or places of retreat be designed.



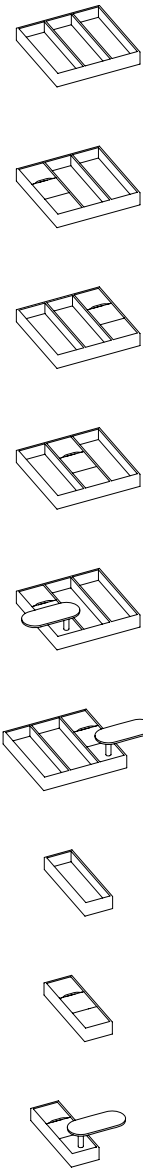
Armchairs, high back chairs, wing chairs, stools, laptable floor



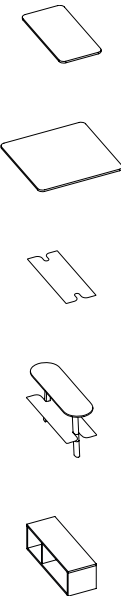
Tables, highbenches and standing benches



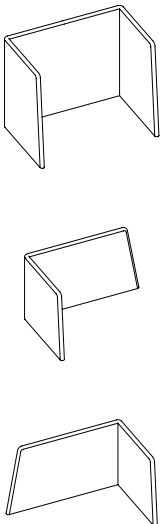
Bricks



Board, add-on panel, linking element with table, storage



Partitions



Upholstered elements

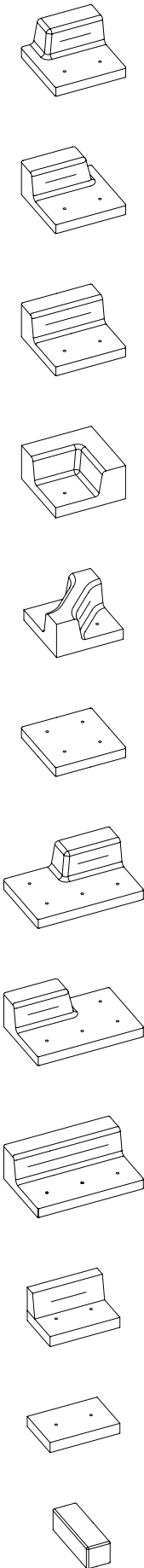




Fig. 01



Fig. 02



Fig. 03



Fig. 04



Fig. 05

Fig. 01: *Linking element with table*Fig. 02: *Bricks 90 e-box laptable/container/container*Fig. 03: *Bricks 30 laptable*Fig. 04: *Board 45 and add-on panel*Fig. 05: *E-box seating table*Fig. 06: *L-shaped partition, left*Fig. 07: *Side view of frame*Fig. 08: *Frame transition U-shaped partition*Fig. 09: *Bricks e-box*Fig. 10: *Upholstered element 135*

Fig. 06



Fig. 07



Fig. 08



Fig. 09




Fig. 10



**ophelis GmbH**

Dr.-Alfred-Weckesser-Straße 1 D-76669 Bad Schönborn  
Phone: +49(0)72 53.83-0 Fax: +49(0)72 53.83-338  
[www.ophelis.de](http://www.ophelis.de) [info@ophelis.de](mailto:info@ophelis.de)

